

2002 JEEP® GRAND CHEROKEE



ADVANCING A LEGENDARY

TRADITION.

Just over 60 years ago, a challenge was issued to automotive manufacturers across the country: Build a compact, lightweight, highly capable vehicle for use by the armed forces. The development of the Willys MB sprang from that challenge. Its spirited performance and heroic nature were the beginning chapters in the storybook legend of the Jeep® Brand.

Each year, Jeep engineers and designers work together to

advance the tradition of rugged versatility that began in 1941. That tradition inspires innovative new features and drove the development of the 2002 Jeep Liberty. The unique new energy of Liberty, along with the strength of the tried-and-true Wrangler and the prowess of Grand Cherokee, the most capable Jeep vehicle ever, leads the charge into the promising future of the Jeep Brand. On-road. Off-road. Any road.



4

QUALITY AND AUTHENTICITY



8

4WD SYSTEMS



10

OFF-ROAD READINESS



12

POWER



14

ON-ROAD PERFORMANCE



16

INDOORS



18

IN COMMAND



20

VERSATILITY



22

LAREDO SPECIFICATIONS



24

LIMITED SPECIFICATIONS



26

OVERLAND SPECIFICATIONS



28

ACCESSORIES AND PROVISIONS



CREATED WITH EXCELLENCE
AND **INTEGRITY.**

HIGH ALTITUDE. Colorado's Pikes Peak, 14,110 feet, where the summit typically is 30 degrees cooler than the base. **EXTREME HUMIDITY.** Corpus Christi, Texas, where the air is so thick, sweat doesn't evaporate. **SEARING HEAT.** California's Death Valley, where a 201° F ground temperature — 11 degrees short of water's boiling point — has been recorded. **FRIGID COLD.** Fairbanks, Alaska, where subzero temperatures can continue for weeks.


Only the most severe conditions are enlisted to create Jeep® vehicles. These punishing on- and off-road trials include some of the original tests used to qualify Jeep vehicles for military use. Why go to such extremes? Because sturdier body and chassis components will help you in off-road situations, to be sure, but they'll also prove valuable when you hit a pothole, navigate deep snow or traverse washboard gravel roads every day. It's all part of advancing a legendary tradition that's 60 years running. But that's only part of the story.

After testing, approved designs are assembled with a single-minded goal: to produce the highest-quality sport-utility vehicles in the world. For the thousands of workers at Jefferson North Assembly Plant (JNAP), where Jeep Grand Cherokee is built,

the following engineering, design and build processes help ensure quality:

- An automated paint shop, where final luster is so good that it has been benchmarked by a luxury European carmaker
- Daily Customer Satisfaction Audits
- Physical audits where vehicles are torn apart and each weld is examined for consistency
- Dedicated Quality Technicians empowered to break off the line to address quality issues
- Automatic Line Stop if defects are detected
- Daily testing in the following areas: A/C cool-down, shaker tests that simulate various road conditions, and gloss and distinctness of image in the paint shop

Crafted to the highest standards, like the heroic Willys MB that started it all, Jeep vehicles today are built to persevere — and endure.

 Look for this symbol throughout this catalog. Next to it, a keyword is listed. This means more detailed content is available on our Web site. To view it, go to jeep.com and enter the keyword in the designated area.





QUALITY



JEEP® GRAND CHEROKEE

Grand Cherokee Limited shown in Black.
Liberty Limited Edition shown in Bright Silver.
Wrangler Sport shown in Flame Red.

LEADING THE WAY WITH
INNOVATIVE
TECHNOLOGY.

Jeep vehicles have always been designed with capability and versatility as primary concerns. In keeping with that tradition, the 2002 Jeep Grand Cherokee is more capable than ever of getting you where you want to go — whether you're looking to climb far-off mountains, or just run around town. It is also versatile enough to get you there, and back, in luxurious comfort.

Grand Cherokee did not suddenly land in its prestigious position at the top of the legendary Jeep Brand lineup. Its concept has long been in the works, and its design is continuously being refined.

The idea to blend the cargo capacity and off-road abilities of a truck with the seating arrangement and comfort of a sedan began long ago, with vehicles like the Willys All-Steel Station Wagon. Over 60 years of design and engineering experience later, Grand Cherokee achieves the perfect balance of legendary Jeep Brand off-road capability with interior

versatility and the ultimate in luxurious appointments.

For 2002, the new Grand Cherokee Overland takes these attributes to a whole new level with innovations such as a High-Output 4.7L Power Tech V8 engine and rain-sensitive automatic windshield wipers. Inside, the steering wheel and interior trim are accented with real Redwood Burl while exclusive suede and leather trim covers the seats. Overland's interior is so refined, you may start inventing destinations just to enjoy it a bit longer.

@ Experience the evolution of the Jeep Brand at jeep.com — keyword: heritage

Introduced in 1946, the Willys Model 463 Station Wagon featured an industry-first all-steel body. Advertised as "practical for every use," it was a forerunner to the Grand Cherokee of today.





Jeep Jamboree access is one of the spectacular benefits of being a Jeep vehicle owner. These expertly guided off-roading adventures give you a chance to see just what you and your Jeep vehicle can do. Exhilarating Jamboree weekends are scheduled all across the North American continent from spring through fall.

Camp Jeep® is the ultimate family gathering – three days of unforgettable outdoor fun, adventure and excitement. This annual event brings together thousands of Jeep enthusiasts from around the world for a weekend packed full of rustic trail rides and Jeep lifestyle activities fit for the entire family.

To request a 2002 Jeep Jamboree USA Guidebook call (800) 925-JEEP. For information on Camp Jeep, call (800) 789-JEEP. Or, visit us at jeep.com for more information on both.



AUTHENTICITY

Jeep® GRAND CHEROKEE

Grand Cherokee Overland shown in Onyx Green.

TRIUMPH

OVER THE TOUGH SPOTS.

Not surprisingly, Jeep® Grand Cherokee offers one of the most sophisticated, most capable four-wheel-drive (4WD) systems ever designed. The available Quadra-Drive™ System is capable of transferring virtually 100 percent of the developed engine torque to any ONE wheel, if that's what it takes to keep moving. And it works automatically, without any need for driver input. So you can just enjoy the ride.



Grand Cherokee Laredo
shown in Silverstone Metallic.

The real glory in owning a Jeep® Grand Cherokee is that it can take you to – and through – some of the most extraordinary places on earth. Places other sport-utility drivers may never even know exist. The key: Legendary Jeep 4WD systems designed to turn dream destinations into *your* reality.

To start, every authentic Jeep 4WD system features a low-range mode that can be engaged to help tackle severe off-road conditions. This is the feature you may have a hard time finding elsewhere.

If you're looking to make the definitive capability statement, look no further than the Quadra-Drive™ System. Available only on the Jeep Grand Cherokee, Quadra-Drive combines the Quadra-Trac II™ transfer case with Vari-Lok™ front and rear progressive locking axles to deliver a 4WD system like no other. As *Automobile Magazine* said, Quadra-Drive “inspires incredible confidence in the most extreme off-road conditions.”

Vari-Lok progressive axles respond faster and more smoothly than the viscous-coupled limited-slip differentials used in some competitors' systems. Each axle uses a gerotor coupling similar to the one found in the Quadra-Trac II transfer case to initiate the transfer of torque to the wheel with the most traction.

So with Quadra-Drive, you not only get the benefit of rear-to-front torque transfer, but side-to-side as well, resulting in the ability to keep the vehicle moving even when only one wheel has traction.


With the Quadra-Trac II on-demand 4WD system, the 4 All-Time mode initially functions as a rear-wheel-drive system, until it senses a difference

in speed between the front and rear wheels – such as when traveling over rough or slippery terrain. When that happens, a gerotor coupling inside the transfer case automatically redirects torque to the axle with the most traction, helping maintain maximum control.

The Selec-Trac® full-time shift-on-the-fly 4WD system offers drivers a choice. If you prefer the control of shifting into and out of 4WD as road conditions change, the 4 Part-Time mode can be engaged, as necessary, when extra traction is needed. Or, you may choose the security and convenience of the 4 Full-Time mode. It can remain engaged year-round on any type of road, in any weather, allowing the vehicle to automatically adjust to whatever road conditions lie ahead.

A Vari-Lok rear axle can now be coupled with two-wheel-drive and Selec-Trac models in order to enhance their road-gripping capabilities.

For model and package availability of Grand Cherokee's three 4WD systems, see the Specifications pages at the back of this catalog.



The Quadra-Trac II transfer case, a key element of Quadra-Drive, sends torque from the rear to the front wheels when the need is detected — automatically, quickly, quietly.



Grand Cherokee is engineered to easily traverse the trails. With a 36.7-degree approach angle, 22.6-degree breakover angle and 28.6-degree departure angle, you can more confidently embrace the rocky routes.

EMBRACE THE DETOUR,

SEEK

THE ALTERNATE ROUTE.

Choosing one of our legendary four-wheel-drive (4WD) systems is a step in the right direction. But if the *ultimate* in off-road capability is what you desire, there are a few other options to consider.

Underbody protection is important, especially when you're traveling over rough terrain. The available Skid Plate Group is a good way to protect Grand Cherokee's vital front suspension, transfer case and fuel tank components. It also includes tow hooks (two front, one rear).

Optional all-terrain tires are designed to better handle the rigors of off-road driving and improve traction on the trails. These tires and the Skid Plate Group are also available as part of the Up Country

Suspension Group. Up Country further enhances 4WD Grand Cherokee's off-road capability by adding unique front and rear springs and high-pressure shock absorbers, which contribute to a running ground clearance of 8.7 inches.


The new Grand Cherokee Overland includes all of these features, plus Quadra-Drive™ — our most advanced 4WD system, side rock rails that help protect the lower body panels from off-roading damage, and a lengthy list of interior amenities.



An available front suspension skid plate helps prevent underbody damage.



Rear coil spring placement contributes to a quiet ride over rough terrain.



Grand Cherokee's Quadra-Coil™ suspension provides an impressive amount of wheel travel.



A CHOICE OF

POTENT

ENGINES BUILT TO PERFORM.

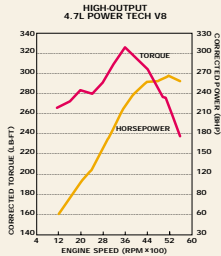
Performance matters, and Grand Cherokee delivers. Combining sporty levels of power output with legendary Jeep utility, Grand Cherokee offers drivers the best of both. A true sport-utility should not ask you to compromise.



New for 2002, a powerful High-Output 4.7L Power Tech V8 engine tops the lineup. Standard on Overland and available on Limited, this High-Output V8 offers drivers a high-performance machine with superior horsepower and torque.

Jeep engineers began by adding symmetric pop-up-style pistons to Grand Cherokee's available 4.7L Power Tech V8 engine, raising its compression ratio. Next, they modified and fine-tuned the cylinder heads, connecting rods, crankshaft and intake manifold. Stereo knock sensors were also added. The result: 265 horsepower* and 325 pound-feet of torque* at peak operating levels.

The 4.7L Power Tech V8 engine offers a robust 235 horsepower, 295 pound-feet of torque and much praise from the automotive press. "The 4.7L V8 is awesome for zipping through traffic and pulling holeshots on unsuspecting commuters. The engine's power is right on the money for city streets as well as blasting through sand dunes," said *Petersen's 4-Wheel & Off-Road*.



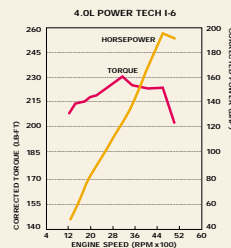
The High-Output 4.7L Power Tech V8 engine unleashes an impressive 265 horsepower at 5,200 rpm and 325 pound-feet of torque at 3,600 rpm.

A single, serpentine belt on each engine drives all engine-mounted accessories. Thanks to an automatic tensioner, the belt system remains maintenance-free for up to 100,000 miles under normal operating conditions.

Both V8 engines are coupled with a five-speed multirange automatic transmission, which features a second overdrive for quieter operation and improved fuel economy at highway speeds.†

*When using premium unleaded fuel. This engine will operate safely and satisfactorily using regular unleaded fuel.

†EPA est 14 city, 19 hwy for 4.7L and four-wheel-drive equipped models. Your mileage may vary.



Standard on Laredo and Limited, the venerable 4.0L Power Tech I-6 provides 195 horsepower at 4,600 rpm and 230 pound-feet of torque at 3,000 rpm. It is teamed with a four-speed automatic transmission.





OFF-ROAD READINESS



JEEP® GRAND CHEROKEE

Grand Cherokee Laredo shown in Patriot Blue.



Grand Cherokee Limited shown in Black.

When towing, an alternate second gear ratio helps smooth high-speed downshifts and maintain a higher road speed, while a reverse gear ratio that's the same as its first gear ratio provides more torque when backing a heavy trailer up a grade. When properly equipped, Grand Cherokee can tow up to 6,500 pounds with either V8 engine and up to 5,000 pounds with the I-6 engine.



The optional receiver hitch is thoughtfully integrated with the rear bumper fascia, leaving only the receiver, hitch box and wiring connector visible.

@ Get a 360° view of a Grand Cherokee exterior at jeep.com — keyword: `grandcherokeee exterior`

Grand Cherokee Overland shown in Silverstone Metallic.



TAKE THE

LONG WAY HOME.

In addition to Jeep, Grand Cherokee's extraordinary performance on the trails, you'll also enjoy cruising the blacktop on the way back from all the great recreational spots you discover. Grand Cherokee has always provided the best of both experiences, wrapped up in a fully refined package too luxurious to resist.



"We drove over a log bridge, up and down a steep, rocky hill, over barriers of logs, chunks of concrete, through deep holes and along swales. ... But as good as it was off-road, the Grand Cherokee was even better on-road." — *AutoWeek*

The use of UniFrame construction, where the frame is fully integrated with the body of the vehicle, greatly contributes to Grand Cherokee's smooth, quiet on-road performance. Beginning with extensive computer design simulation and continuing

into real-world testing, our engineers took the time to eliminate noise, vibration and harshness right from the start. You will undoubtedly enjoy the results of their painstaking care every time you take the wheel.

Quadra-Coil,[™] a multilink suspension system that utilizes coil springs at each wheel of the front and rear solid axles, helps Grand Cherokee's on-road handling to be nimble and precise.

Featuring an A-shaped upper and two lower control arms, the three-link rear suspension (at left) helps improve rear axle articulation and also enables Grand Cherokee to corner flatter in turns.

The standard four-wheel disc antilock brakes feature large rotors and Electronic Brake Distribution to help you keep the vehicle under control.





Whether you're switchbacking up a mountain road or just securing a parking space, Grand Cherokee's turning diameter of 37.4 feet comes in handy when navigating tight spots.

A microprocessor senses when the brakes begin to lock up and signals the system to vary fluid pressure – essentially “pumping” the brakes. As you keep applying steady pressure to the brake pedal, Grand Cherokee's sophisticated antilock brake system takes care of the rest.

The recirculating ball-type power steering system provides precise control whether you're traveling on-road or off. And its sealed steering linkage pivots don't require any lubrication for the life of the vehicle, lowering maintenance costs and helping keep the system in top form at all times.



ONLY THE
FINEST

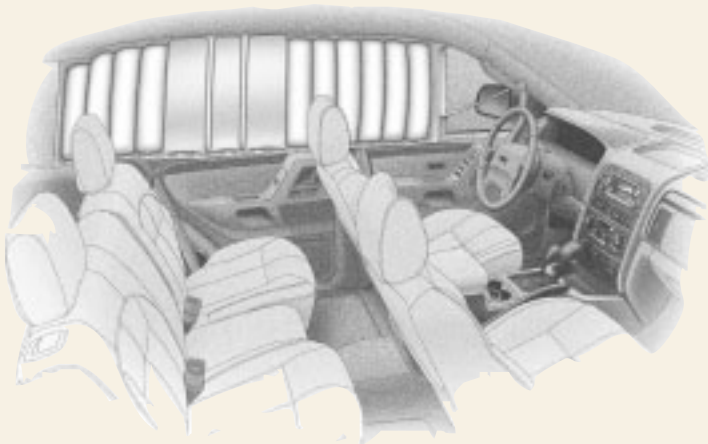
ACCOMMODATIONS WILL DO.

Grand Cherokee already makes a compelling capability and luxury statement, to be sure. For 2002, a new standard in luxury arrives. Grand Cherokee Overland raises the bar, waiting to captivate those seeking the best of the best.

Built to graciously traverse obstacles most others would be wise to avoid, Grand Cherokee has always been the answer for those unwilling to compromise off-road skill in the name of luxury, or vice versa. This year, Grand Cherokee Overland makes triumphing on the trail an even more enjoyable experience.


The two-tone styling of Overland's suede-and leather-trimmed seating, enhanced by the use of real Redwood Burl accents on the steering wheel and interior trim, results in an exquisite interior that's sure to be envied,

even by the luxury sedan crowd. Overland's interior also features power, heated driver and front-passenger seats (available on Laredo and Limited); floor mats embroidered with the "Overland" logo; a remote 10-disc CD changer; and a power sunroof with sunshade, express-open and comfort-stop features. In addition, settings for the driver's power seat position, exterior mirrors and radio station presets can be instantly recalled by two different drivers using separate keyless entry key fobs with the Jeep® Memory System.



New available supplemental side-curtain air bags* (standard on Overland) help protect front and rear outboard occupants in side-impact collisions.





Achieving an optimal driving position is key to your comfort on long journeys. So, we've designed an adjustable pedal system that allows custom placement of the brake pedal and accelerator.

Jeep engineers are constantly refining the safety and comfort of Grand Cherokee. This year, they've added available supplemental side-curtain air bags and an optional power-adjustable pedal system to help take care of you and your loved ones. The new air bags are designed to deploy from the headliner when a side collision is detected and will do so only on the side of the impact. A switch located on the instrument panel controls the travel of the brake pedal and accelerator in tandem. On vehicles equipped with the Jeep Memory System, two different drivers can save and recall custom pedal settings.

* Always use seat belts. Children 12 and under should always be in a backseat correctly using an infant or child restraint system, or a seat belt that is right for their age and size.

† Late availability.

Grand Cherokee Overland suede- and leather-trimmed interior shown in Light Slate Grey.



DESIGNED TO

EMPOWER

A DRIVER.

Like a pilot stepping into the cockpit, you'll feel instantly in command as you slip behind the wheel of Jeep, Grand Cherokee. Every control you need is within easy reach, and this year we've added a couple of new essentials to help keep you in tune with changing vehicle and road conditions.

A Tire Pressure Monitoring System senses if tire pressure is outside of factory- or dealer-set parameters and immediately alerts the driver. It uses radio frequency technology to monitor and report the pressure in each rotating tire and transmit a warning to Grand Cherokee's Electronic Vehicle Information Center in the overhead console.

When a tire is detected to be out of the proper pressure range, a chime sounds and a service message is displayed identifying which tire needs attention.

Our sophisticated new Rain-Sensitive Wiper System can detect moisture on the windshield and activate the wipers accordingly. Standard on Overland and optional on Limited, it's easily operated by rotating the steering column-mounted control lever to one of the five sensitivity positions in the AUTO mode.

The system does the rest of the work for you. It will not only sense when the windshield is wet, clearing it instantly, but will even set the wipers to the appropriate interval speed when necessary.



On Limited and Overland, electro-luminescent lighting on Grand Cherokee's instrument panel adds a contemporary flair to the gauges by day and softens their glare by night.

Of course, you'll still find all of your favorites like standard speed control on the front of the steering wheel, and available audio controls on the back, Infrared Dual Zone Climate Control and outstanding sound and security systems.





Grand Cherokee Limited instrument panel shown in Sandstone.



LANGUAGE?
ENGLISH

An available overhead console (above left) allows customization of up to 13 electronic preferences, starting with language. Choose English, Spanish, French, German or Italian.

AUTO DOOR
LOCKS? YES

Answer yes here and Grand Cherokee will automatically lock all four doors and the liftgate when the vehicle reaches speeds above 15 mph.

HEADLAMPS ON
WITH WIPERS?Y

On vehicles equipped with automatic headlamps, you can set them to turn on simultaneously with the windshield wipers, instantly enhancing visibility in adverse weather conditions.

LOW FUEL
CHIME? YES

Add an audible reminder to the low-fuel indicator lamp by selecting yes here. A single chime sounds when the instrument panel-mounted lamp illuminates.

TRUE LEADERSHIP REQUIRES

FLEXIBILITY.

Versatile. Flexible. Adaptable. They all mean pretty much the same thing, and they all apply to Jeep Grand Cherokee's spacious interior. Whether you choose cloth or leather-trimmed, Taupe, Sandstone or Dark Slate Gray, what you get is the ability to comfortably carry up to five passengers, stow up to 72.3 cubic feet of cargo, or opt for some combination in between. Decisions, decisions.



The spare tire is stored under the rear load floor, freeing up valuable interior space for your cargo.

Properly secure all cargo.

With a standard 40/60 split-folding rear bench seat, you can leave one side up for passengers, while folding the other down to accommodate lengthy cargo. Or, leave the entire rear seat up, and you still have 39.0 cubic feet left for cargo. No matter which configuration you employ, there will always be handy tie-down loops to help secure objects in the rear cargo area. And all

of Grand Cherokee's rear door, quarter and liftgate windows feature a deep-tinted sun-screen to help shield the interior and its contents from harsh UV rays.

An available retractable cargo compartment cover keeps valuables out of sight, while an auxiliary rear power outlet and covered storage bin are also available to provide added convenience.



Grand Cherokee Limited leather-trimmed interior shown in Sandstone.

Properly secure all cargo.

@ Get a 360° view of a Grand Cherokee interior at jeep.com — keyword: [grandcherokeelinterior](http://jeep.com/grandcherokeelinterior)





Grand Cherokee Laredo cloth interior
shown in Dark Slate Gray.

Properly secure all cargo.

@ Get a 360° view of a Grand Cherokee
interior at jeep.com — keyword:
[grandcherokeeinterior](http://jeep.com)

VERSATILITY



JEEP® GRAND CHEROKEE

COLOR & TRIM  GRAND CHEROKEE LAREDO



Patriot Blue Pearl Coat



Stone White



Dark Garnet Red Pearl Coat



Silverstone Metallic



Inferno Red Tinted Pearl Coat



Onyx Green Pearl Coat



Woodland Brown Satin Glow



Black



Graphite Metallic



Steel Blue Pearl Coat



Landscape/Millennium cloth, standard on Laredo. Shown in Dark Slate Gray, also available in Sandstone or Taupe.



Royale Leather trim, available on Laredo. Shown in Dark Slate Gray, also available in Sandstone or Taupe.



16x7-inch
Silverblade Cast Aluminum
with Sparkle Silver accents
(Standard: Laredo)

LAREDO Specifications



EXTERIOR DIMENSIONS (inches unless otherwise specified)	
Length	
Wheelbase	105.9
Overall Length	181.5
Overhang, front/rear	32.1/43.5
Width	
Overall Width	72.3
Track, front/rear	59.5/59.5
Height	
Overall Height (without roof rails)	69.4
Ground Clearance (at curb weight)	Min. available 8.7/ Max. available 9.1
Approach Angle/Departure Angle	36.7°/28.6°
Breakover Angle	22.6°

INTERIOR DIMENSIONS (inches unless otherwise specified)	
Head Room , front/rear	39.7/39.5
Leg Room , front/rear	41.4/35.3
Shoulder Room , front/rear	58.9/57.8
Hip Room , front/rear	56.5/52.4
Cargo Volume (cu ft)	
Rear Seats Up	39.0
Rear Seats Folded	72.3
Seating Capacity	5

CAPACITIES/WEIGHTS	
Fuel Tank (gal)	20.5
Cooling System (qt)	
4.0L Power Tech I-6 engine	15.0
4.7L Power Tech V8 engine	14.5
Base Curb Weight (lb)	
4.0L Power Tech I-6 engine, 2WD/4WD	3,791/3,979
4.7L Power Tech V8 engine, 2WD/4WD	3,868/4,046
Payload Capacity (lb)	
(with all occupants and cargo)	1,000
Maximum Gross Vehicle Weight Rating (lb)	
4.0L Power Tech I-6 engine, 2WD/4WD	5,150/5,400
4.7L Power Tech V8 engine, 2WD/4WD	5,200/5,500

POWER TRAIN

	Standard	Available
Engines	4.0L Power Tech I-6	4.7L Power Tech V8
Horsepower , SAE net @ rpm	195 @ 4,600	235 @ 4,800
Torque , net lb-ft @ rpm	230 @ 3,000	295 @ 3,200
Displacement , cu in (cc)	242 (3,960)	287 (4,701)
Bore x Stroke , in (mm)	3.88 x 3.41 (98.4 x 86.7)	3.66 x 3.40 (93.0 x 86.5)
Compression Ratio	8.7:1	9.0:1
Fuel System	Sequential multipoint electronic fuel injection	
Transmissions	Four-speed automatic with overdrive and lockup torque converter; electronically controlled (4.0L I-6) Five-speed automatic with alternate second gear ratio upshift and kickdown; overdrive and lockup torque converter; electronically controlled (4.7L V8)	
Gear Ratios , :1	4-speed automatic (4.0L I-6)	5-speed automatic (4.7L V8)
1st	2.74	3.00
2nd	1.54	1.67 (upshift)
2nd alternate	—	1.50 (kickdown)
3rd	1.00	1.00
4th	0.71	0.75
5th	—	0.67
Reverse	2.20	3.00
Axle Ratio , :1	3.55 ⁽¹⁾	3.73

⁽¹⁾ A 3.73:1 axle ratio is included if Vari-Lok™ rear axle, Trailer Tow Prep Group, Class III Trailer Tow Group or Quadra-Trac II™ is ordered with the 4.0L Power Tech I-6 engine.

FOUR-WHEEL-DRIVE SYSTEMS

Selec-Trac® NV242	Full-time; two-speed with shift-on-the-fly; includes low range (2.72:1); allows for two- or four-wheel-drive mode, full- or part-time 4WD; single-lever transfer case mode operation
Quadra-Trac II™ NV247	On-demand; utilizes a gerotor coupling to automatically send torque to the front driveshaft when wheel slippage occurs; includes low range (2.72:1); single-lever transfer case mode operation

@ Get more details on Grand Cherokee pricing and features at jeep.com — keyword: buildmygrandcherokee

LAREDO Specifications

BODY/SUSPENSION/CHASSIS

Body Design – UniFrame construction
Front Suspension – Solid axle with four locating arms, coil springs, track and stabilizer bars, steering damper and low-pressure gas-charged shock absorbers; dead axle on 2WD models
Rear Suspension – Solid axle with two lower trailing arms, triangular upper arm, coil springs, stabilizer bar, low pressure gas-charged shock absorbers
Vari-Lok™ Rear Differential – Available locking differential that progressively and variably locks in response to wheel slippage as traction conditions allow
Steering – Power-assisted, recirculating ball; 14.2:1 ratio
Turns – 2.94, lock-to-lock
Turning Diameter – 37.4 ft, curb-to-curb
Brake System – Front – Hydraulic, power-assisted low-drag ventilated disc brakes; 12.0-inch rotor diameter
 Rear – Hydraulic, power-assisted low-drag disc brakes; 12.0-inch rotor diameter
 Antilock brake system – Three-channel with four-wheel active speed sensors and electronic brake distribution (EBD)

TOWING DATA

	Class III Towing (lb)	Class IV Towing (lb)
Maximum Gross Combined Weight Rating	9,550	11,000
Maximum Loaded Trailer Weight	5,000	6,500
Tongue Load Limit	750	750
Trailer Tow Prep Group includes:		
Axle Ratio	3.73:1	3.73:1
Trailer Tow Group includes items listed above, plus:		
Engine Required	4.0L Power Tech I-6	4.7L Power Tech V8
Transmission	4-speed automatic	5-speed automatic
Hitch Frame-mounted receptacle for load equalizer-type hitch		
Wiring Harness with 7-into-4-pin connector feature		

RESTRICTIONS: Trailer frontal area limitation of 64 square feet; maximum trailer length 25 feet (Class III) or 30 feet (Class IV); trailer sway control and low-profile mirrors recommended. This chart is meant to serve as a quick and easy reference guide on how to properly equip your Jeep Grand Cherokee for towing. For specific details, however, discuss your plans with your Jeep dealer, who will help you select the right equipment to meet your specifications.
CAUTION: Never overload your vehicle beyond these design capacities. DaimlerChrysler cannot be responsible for brake performance if the Jeep, vehicle and hydraulic brake systems are in any way connected. A separate brake system for all trailers weighing over 1,000 pounds gross is recommended. (State laws should be checked for trailer brake requirements.) See Owner's Manual for important information regarding proper operation of this vehicle.

LAREDO Standard Features and Options

Laredo F Package Standard Features

(All Laredo E Package Standard Features unless replaced by feature below.)
Automatic Headlamps – Programmable headlamps-on-with-wipers and parade mode features
HomeLink® Universal Transceiver – Programmable radio frequency codes for up to three different remote-controlled systems
Luxury Group – Automatic-dimming inside rearview mirror, automatic headlamps (ON/OFF)
Mirrors, Interior – Dual illuminated visor vanity mirrors with color-keyed sunshade extensions
Seat – Six-way power adjustable passenger
Sound System – AM stereo/FM stereo radio with full-logic cassette and CD players, CD changer controls, graphic equalizer and clock
 – Infinity Gold™ Sound System with six premium speakers and 180-watt six-channel power amplifier
Steering Wheel – Leather-wrapped (black) with speed control switches and radio controls for volume, radio presets, seek and mode selection
Vehicle Security System – Monitors doors, ignition, hood and liftgate

Laredo F Package Options

(All Laredo E Package Options, plus the following:)
Cold Weather Group – Heated exterior mirrors, heated driver and front-passenger seats with HI/LO settings (requires leather-trimmed seats)
Engine – 4.7L Power Tech V8 (includes five-speed multirange automatic transmission)
Lighting, Exterior – Fog lamps integral with front fascia
Mirrors, Exterior – Power heated
Pedals* – Power-adjustable driver's pedals (requires Luxury Group)
Seats – Royale Leather trim, front buckets with height-adjustable head restraints, six-way power adjustments, seatback map pockets, and rear 40/60 split-folding bench with height-adjustable, folding outboard head restraints
Sound System – 10-disc CD changer; includes cargo area storage and power outlet
Suspension – Up Country Suspension Group with unique front and rear springs, rear jounce bumpers/spacers, rear stabilizer bar bushings, high-pressure gas-charged shock absorbers, increased ride height of about one inch. Also includes; Skid Plate Group, P245/70R16 SR-A OWL all-terrain tires (4WD models only); not available with Class III Trailer Tow Group if power sunroof is ordered
Tire Pressure Monitoring System* – Monitors and displays in EVIC individual tire pressures for all four rotating tires and warns if pressure is high or low of a preset threshold
Trailer Towing – Trailer Tow Group, Class IV, includes 3.73:1 axle ratio, power steering cooler, frame-mounted receiver hitch, 7-into-4-way plug adapter (requires V8 engine)



LAREDO Standard Features and Options

Laredo Standard Features (E Package)

Air Bags* – Next Generation multistage driver and front-passenger
Air Conditioning – Manual control
Battery – With Battery-Saver Feature
Brake-Park Interlock – Cannot shift out of Park unless brake pedal is applied
Cargo Area – Tie-down loops in floor/quarter trim
 – Cargo compartment cover, retractable
Console – Full-length center
 – Mini-overhead with customer-programmable safety/convenience features; trip computer, compass and outside temperature readings; two map/reading lamps
Door Locks – Child-protection rear
 – Power with illuminated controls, programmable
Engine – 4.0L Power Tech I-6 (includes four-speed automatic transmission)
Engine Immobilizer – Sentry Key®
Floor Mats – Front and rear, carpeted
Fuel Tank – Onboard Refueling Vapor Recovery System
Glass – Tinted, deep-tinted sunscreen on rear door, quarter and liftgate windows
Instrument Cluster – Including tachometer, trip odometer; oil pressure, engine coolant temperature and voltmeter gauges
Liftgate – Rear with fixed intermittent wiper/washer, flipper glass and electric defroster
Lighting, Exterior – Quad-halogen aero-designed headlamps with time-delay feature
 – Center high-mounted stoplamp, rear liftgate-mounted
Interior – Cargo area lamp, rear passenger overhead reading/courtesy lamp and footlamps
Mirrors, Exterior – Dual, power foldaway
Interior – Rearview, day/night
 – Dual visor vanity
Power Accessory Delay – Allows operation of certain power accessories for 45 seconds after ignition is turned off or until a door is opened
Power Outlet – 12-volt, battery-powered, instrument panel-mounted
Remote Keyless Entry – Two key fob transmitters with controls for power door locks, illuminated entry system, liftgate release and panic alarm
Roof Rack Side Rails
Seats – Landscape/Millennium cloth, reclining front buckets with six-way power adjustable driver's seat and rear 40/60 split-folding bench
Shoulder Belts – Height-adjustable front and rear outboard lap/shoulder belts with turning loops and rear-seat center lap belt
Sound System – AM/FM stereo radio with CD player, CD changer controls, clock and six speakers
Steering Wheel – Black vinyl with center-mounted horn pad, height-adjustable steering column
Tires – P225/75R16 Goodyear Wrangler ST all-season, OWL, radial
 – Full-size spare
Transfer Case (4WD models only) – Selec-Trac®

Transmission – Four-speed automatic with shifter-mounted overdrive lockout switch and lockup torque converter
User-Ready Child Seat Top Tether Anchors – For use with compatible aftermarket child seats
Windows – Power with illuminated controls, driver's lockout with one-touch-down feature
Wiper System – Speed-sensitive, variable intermittent front; intermittent rear

Laredo E Package Options

Air Bags* – Supplemental side-curtain for front and rear outboard occupants
Axle – Vari-Lok™ rear with variable and progressive locking features
Engine Block Heater – Aids cold weather starting
Skid Plate Group – Fuel tank, transfer case and front suspension skid plates and black painted tow hooks (two front/one rear) (4WD models only)
Sound System – Infinity Gold™ AM stereo/FM stereo radio with full-logic cassette and CD players, graphic equalizer and clock
Sunroof – Power with express-open and comfort-stop features
Tires – P245/70R16 Goodyear Wrangler SR-A all-terrain OWL
Trailer Towing – Trailer Tow Prep Group, includes 3.73:1 axle ratio, 7-into-4-way plug adapter
Trailer Towing – Trailer Tow Group, Class III, includes 3.73:1 axle ratio, frame-mounted receiver hitch, 7-into-4-way plug adapter (requires I-6 engine)
Transfer Case – Quadra-Trac II™
Vehicle Security System – Monitors doors, ignition, hood and liftgate

* Certified to the Federal Regulations that allow less forceful front air bags. Always use seat belts. Children 12 and under should always be in a backseat correctly using an infant or child restraint system, or a seat belt that is right for their age and size.
 † Some AM stereo broadcasting may not be compatible with this radio.
 ‡ Late availability.



COLOR & TRIM  GRAND CHEROKEE LIMITED



Patriot Blue Pearl Coat



Stone White



Dark Garnet Red Pearl Coat



Silverstone Metallic



Inferno Red Tinted Pearl Coat



Onyx Green Pearl Coat



Woodland Brown Satin Glow



Black



Graphite Metallic



Steel Blue Pearl Coat



Royale Leather trim, standard on Limited.
Shown in Sandstone, also available in
Dark Slate Gray or Taupe.



17x7.5-inch
Avila Cast Aluminum
with Sparkle Silver accents
(Standard: Limited)



17x7.5-inch
Chrome
(Optional: Limited)

LIMITED Specifications



EXTERIOR DIMENSIONS (inches unless otherwise specified)

Length	
Wheelbase	105.9
Overall Length	181.5
Overhang, front/rear	32.1/43.5
Width	
Track, front/rear	59.5/59.5
Overall Width	72.3
Height	
Overall Height (without roof rails)	69.4
Ground Clearance (at curb weight)	Min. available 8.7/ Max. available 9.1
Approach Angle/Departure Angle	36.7°/28.6°
Breakover Angle	22.6°

INTERIOR DIMENSIONS (inches unless otherwise specified)

Head Room , front/rear	39.7/39.5
Leg Room , front/rear	41.4/35.3
Shoulder Room , front/rear	58.9/57.8
Hip Room , front/rear	56.5/52.4
Cargo Volume (cu ft)	
Rear Seats Up	39.0
Rear Seats Folded	72.3
Seating Capacity	5

CAPACITIES/WEIGHTS

Fuel Tank (gal)	20.5
Cooling System (qt)	
4.0L Power Tech I-6 engine	15.0
4.7L Power Tech V8 engines	14.5
Base Curb Weight (lb)	
4.0L Power Tech I-6 engine, 2WD/4WD	3,910/4,087
4.7L Power Tech V8 engine, 2WD/4WD	3,980/4,161
Payload Capacity (lb)	
(with all occupants and cargo)	1,000
Maximum Gross Vehicle Weight Rating (lb)	
4.0L Power Tech I-6 engine, 2WD/4WD	5,150/5,400
4.7L Power Tech V8 engines, 2WD/4WD	5,200/5,500

POWER TRAIN

Engines	Standard 4.0L Power Tech I-6	Available 4.7L Power Tech V8	Available High-Output 4.7L Power Tech V8
Horsepower , SAE net @ rpm	195 @ 4,600	235 @ 4,800	265 @ 5,200 ⁽¹⁾
Torque , net lb-ft @ rpm	230 @ 3,000	295 @ 3,200	325 @ 3,600 ⁽¹⁾
Displacement , cu in (cc)	242 (3,960)	287 (4,701)	287 (4,701)
Bore x Stroke , in (mm)	3.88 x 3.41 (98.4 x 86.7)	3.66 x 3.40 (93.0 x 86.5)	3.66 x 3.40 (93.0 x 86.5)
Compression Ratio	8.7:1	9.0:1	9.7:1
Fuel System	Sequential multipoint electronic fuel injection		
Transmissions	Four-speed automatic with overdrive and lockup torque converter; electronically controlled (4.0L I-6) Five-speed automatic with alternate second gear ratio upshift and kickdown, overdrive and lockup torque converter; electronically controlled (4.7L V8)		
Gear Ratios , :1	4-speed automatic (4.0L I-6)	5-speed automatic (4.7L V8)	
1st	2.74	3.00	
2nd	1.54	1.67 (upshift)	
2nd alternate	—	1.50 (kickdown)	
3rd	1.00	1.00	
4th	0.71	0.75	
5th	—	0.67	
Reverse	2.20	3.00	
Axle Ratio , :1	3.55(2)	3.73	

⁽¹⁾ When using premium unleaded fuel. This engine operates safely and satisfactorily using regular unleaded fuel.

⁽²⁾ A 3.73:1 axle ratio is included if Vari-Lok, Trailer Tow Prep Group, Class III Trailer Tow Group or Quadra-Drive is ordered with the 4.0L Power Tech I-6 engine.

FOUR-WHEEL-DRIVE SYSTEMS

Quadra-Trac II™ NV247	On-demand; utilizes a gerotor coupling to automatically send torque to the front driveshaft when wheel slippage occurs; includes low range (2.72:1); single-lever transfer case mode operation
Quadra-Drive™ NV247 and Vari-Lok™ Axles	On-demand; utilizes a gerotor coupling in the Quadra-Trac II transfer case and in the Vari-Lok front and rear progressive axles to send torque to the front driveshaft and/or from side-to-side within each axle when wheel slippage occurs; includes low range (2.72:1); single-lever transfer case mode operation

@ Get more details on Grand Cherokee pricing and features at jeep.com — keyword: **buildmy-grandcherokee**

LIMITED Specifications

BODY/SUSPENSION/CHASSIS

Body Design – UniFrame construction
Front Suspension – Solid axle with four locating arms, coil springs, track and stabilizer bars, steering damper and low-pressure gas-charged shock absorbers; dead axle on 2WD models
Rear Suspension – Solid axle with two trailing lower arms, triangular upper arm, coil springs, stabilizer bar, low pressure gas-charged shock absorbers
Vari-Lok™ Rear Differential – Available locking differential that progressively and variably locks in response to wheel slippage as traction conditions allow
Steering – Power-assisted, recirculating ball; 14.2:1 ratio
Turns – 2.94, lock-to-lock
Turning Diameter – 37.4 ft, curb-to-curb
Brake System – Front – Hydraulic, power-assisted low-drag ventilated disc brakes; 12.0-inch rotor diameter
 Rear – Hydraulic, power-assisted low-drag disc brakes; 12.0-inch rotor diameter
 Antilock brake system – Three-channel with four-wheel active speed sensors and electronic brake distribution (EBD)

TOWING DATA

	Class III Towing (lb)	Class IV Towing (lb)
Maximum Gross Combined Weight Rating	9,550	11,000
Maximum Loaded Trailer Weight	5,000	6,500
Tongue Load Limit	750	750
Trailer Tow Prep Group includes:		
Axle Ratio	3.73:1	3.73:1
Trailer Tow Group includes items listed above, plus:		
Engine Required	4.0L Power Tech I-6	4.7L Power Tech V8
Transmission Required	4-speed automatic	5-speed automatic
Hitch Frame-mounted receptacle for load equalizer-type hitch		
Wiring Harness with 7-into-4-pin connector feature		

RESTRICTIONS: Trailer frontal area limitation of 64 square feet; maximum trailer length 25 feet (Class III) or 30 feet (Class IV); trailer sway control and low-profile mirrors recommended.

This chart is meant to serve as a quick and easy reference guide on how to properly equip your Jeep Grand Cherokee for towing. For specific details, however, discuss your plans with your Jeep dealer, who will help you select the right equipment to meet your specifications.

CAUTION: Never overload your vehicle beyond these design capacities. DaimlerChrysler cannot be responsible for brake performance if the Jeep® vehicle and hydraulic brake systems are in any way connected. A separate brake system for all trailers weighing over 1,000 pounds gross is recommended. (State laws should be checked for trailer brake requirements.) See Owner's Manual for important information regarding proper operation of this vehicle.

LIMITED Standard Features and Options

Limited K Package Standard Features

(All Limited G Package Standard Features unless replaced by feature below.)

Cargo Area – Covered storage bin, includes auxiliary power outlet (included with 10-disc CD changer)
Seats – Royale Leather trim, front buckets with height-adjustable head restraints, 10-way power-adjustable, driver's easy-exit feature, seatback map pockets, and rear 40/60 split-folding bench with height-adjustable, folding outboard head restraints
 – Heated driver and front-passenger seats with HI/LO setting
Sound System – AM stereo/FM stereo radio with full-log cassette and CD players, graphic equalizer, 10-disc remote CD changer, clock and Infinity Gold Sound System
Sunroof – Power with express-open, sunshade and comfort-stop features
Transfer Case – Quadra-Drive™ progressive on-demand 4WD; includes Quadra-Trac II™ transfer case and Vari-Lok™ front and rear variable and progressive locking axles

Limited K Package Options

(All Limited G Package Options, plus the following.)

Axle – Vari-Lok™ rear with variable and progressive locking features
Engine – High-Output 4.7L Power Tech V8 (includes five-speed multirange automatic transmission)
Wheels – 17x 7.5-inch Chrome (5 wheels)

* Certified to the Federal Regulations that allow less forceful front air bags. Always use seat belts. Children 12 and under should always be in a backseat correctly using an infant or child restraint system, or a seat belt that is right for their age and size.

† Some AM stereo broadcasting may not be compatible with this radio.



LIMITED Standard Features and Options

Limited G Package Standard Features

Air Bags* – Next Generation multistage driver and front-passenger
Air Conditioning – Infrared Dual Zone Climate Control
Automatic Headlamps – Programmable headlamps-on-with-wipers and parade mode features
Battery – With Battery-Saver Feature
Brake-Park Interlock – Cannot shift out of Park unless brake pedal is applied
Cargo Area – Tie-down loops in floor/quarter trim – Cargo compartment cover, retractable
Console – Full-length center-floor
 – Mini-overhead with customer-programmable safety/convenience features; trip computer, compass and outside temperature readings; two map/reading lamps
Door Locks – Child-protection rear
 – Power with illuminated controls, programmable
Engine – 4.0L Power Tech I-6
Engine Immobilizer – Sentry Key®
Floor Mats – Front and rear, carpeted
Fuel Tank – Onboard Refueling Vapor Recovery System
Glass – Tinted, deep-tinted sunscreen on rear doors, quarter and liftgate windows
Heat Outlets – Front- and rear-seat areas
HomeLink® Universal Transceiver – Programmable radio frequency codes for up to three different remote-controlled systems
Instrument Cluster – Including tachometer, trip odometer; oil pressure, engine coolant temperature and voltmeter gauges; electroluminescent lighting
Jeep® Memory System – Programmable features for two drivers include driver's power seat positions, dual power exterior mirrors, 10 AM and 10 FM radio presets, and last station settings; includes two unique keyless entry key fobs
Liftgate – Rear with fixed intermittent wiper/washer, flipper glass and electric defroster
Lighting, Exterior – Quad-halogen aero-designed headlamps with time-delay feature
 – Fog lamps integral with front fascia
 – Center high-mounted stoplamp, rear liftgate-mounted
Interior – Front door courtesy lamps
 – Cargo area lamp, rear passenger overhead reading/courtesy lamp, footlamps
Mirrors, Exterior – Dual power, foldaway, heated, driver-side automatic-dimming feature
Interior – Rearview automatic-dimming day/night
 – Dual illuminated visor vanity mirrors with color-keyed sunshade extensions
Power Accessory Delay – Allows operation of power sunroof (available) and windows for 45 seconds after ignition is turned off or until a door is opened
Power Outlets – 12-volt, battery-powered, instrument panel- and cargo area-mounted
Remote Keyless Entry – Two key fob transmitters with controls for power door locks, illuminated entry system, liftgate release and panic alarm
Roof Rack Side Rails
Seats – Royale Leather trim, front buckets with height-adjustable head restraints, 10-way power-adjustable driver and six-way power-adjustable front-passenger seats, seatback map pockets, and rear 40/60 split-folding bench with height-adjustable, folding outboard head restraints
Shoulder Belts – Height-adjustable front and rear outboard lap/shoulder belts with turning loops and rear-seat center lap belt
Sound System – AM stereo/FM stereo radio with CD player, CD changer controls, graphic equalizer and clock
 – Infinity Gold™ Sound System with six premium speakers and 180-watt six-channel power amplifier

Steering Wheel – Leather-wrapped (color-keyed) with speed control switches, center-mounted horn pad and radio controls for volume, radio presets, seek and mode selection; height-adjustable steering column
Tires – P235/65R17 Michelin LTX all-season, performance BSW, radial (not available with Up Country Suspension Group)
 – Full-size spare
Transfer Case (4WD models only) – Quadra-Trac II™ on-demand four-wheel-drive system
Transmission – Four-speed automatic with shifter-mounted overdrive lockout switch and lockup torque converter
User-Ready Child Seat Top Tether Anchors – For use with compatible aftermarket child seats
Vehicle Security System – Monitors doors, ignition, hood and liftgate
Windows – Power with illuminated controls, driver's lockout with one-touch-down feature
Wiper System – Speed-sensitive variable intermittent front; intermittent rear

Limited G Package Options

Air Bags* – Supplemental side-curtain for front and rear outboard occupants
Axle – Vari-Lok™ rear with variable and progressive locking features
Cold Weather Group – 10-way power-adjustable, heated front bucket seats
Engine – 4.7L Power Tech V8 (includes five-speed multirange automatic transmission)
Engine Block Heater – Aids cold weather starting
Pedals – Power-adjustable with memory
Skid Plate Group – Fuel tank, transfer case and front suspension skid plates and black painted tow hooks (two front/one rear) (4WD models only) (also included in Up Country Suspension Group)
Sound System – Remote 10-disc CD changer; includes cargo area storage and power outlet
 – AM stereo/FM stereo radio with full-logic cassette and CD players, CD changer controls, graphic equalizer and clock
Sunroof – Power with express-open and comfort-stop features
Suspension – Up Country Suspension Group with unique front and rear springs, rear jounce bumpers/spacers, rear stabilizer bar bushings, high-pressure gas-charged shock absorbers, increased ride height of about one inch. Also includes; Skid Plate Group, P235/65R17 SR-A OWL all-terrain tires (4WD models only); not available with Class III Trailer Tow Group and power sunroof
Tire Pressure Monitoring System – Monitors and displays in EVIC individual tire pressures for all four rotating tires and warns if pressure is high or low of a preset threshold
Tires – P235/65R17 Goodyear Wrangler SR-A all-terrain OWL
Trailer Towing – Trailer Tow Prep Group, includes 3.73:1 axle ratio, mechanical cooling fan and trailer tow wiring assembly (requires I-6 engine)
 – Trailer Tow Group, Class III, includes 3.73:1 axle ratio, frame-mounted receiver hitch, 7-into-4-way plug adapter (requires I-6 engine)
 – Trailer Tow Group, Class IV, includes power steering cooler, frame-mounted receiver hitch, 7-into-4-way plug adapter (requires V8 engine)
Transfer Case – Quadra-Drive™
Wiper System – Rain-sensitive variable intermittent automatic front; intermittent rear





Inferno Red Tinted Pearl Coat



Graphite Metallic



Onyx Green Pearl Coat



Silverstone Metallic



Preferred Suede and Royale Leather trim, standard on Overland in Light Slate Gray.



17x7.5-inch
Hammerhead
Cast Aluminum with
Medium Gray Metallic accents
and Machined Rim
(Standard: Overland)



17x7.5-inch
Chrome
(Optional: Overland)

OVERLAND Specifications



EXTERIOR DIMENSIONS (inches unless otherwise specified)

Length	
Wheelbase	105.9
Overall Length	181.5
Overhang, front/rear	32.1/43.5
Width	
Overall Width	72.3
Track, front/rear	59.5/59.5
Height	
Overall Height (without roof rails)	69.4
Ground Clearance (at curb weight)	8.7
Approach Angle/Departure Angle	36.7°/28.6°
Breakover Angle	22.6°

INTERIOR DIMENSIONS (inches unless otherwise specified)

Head Room , front/rear	39.7/39.5
Leg Room , front/rear	41.4/35.3
Shoulder Room , front/rear	58.9/57.8
Hip Room , front/rear	56.5/52.4
Cargo Volume (cu ft)	
Rear Seats Up	39.0
Rear Seats Folded	72.3
Seating Capacity	5

CAPACITIES/WEIGHTS

Fuel Tank (gal)	20.5
Cooling System (qt)	14.5
Base Curb Weight (lb)	4,364
Payload Capacity (lb) (with all occupants and cargo)	1,000
Maximum Gross Vehicle Weight Rating (lb)	5,500

TOWING DATA

	Class IV Towing (lb)
Maximum Gross Combined Weight Rating	11,400
Maximum Loaded Trailer Weight	6,500
Tongue Load Limit	750

Trailer Tow Group IV includes items listed above, plus:

Engine Required	High-Output 4.7L Power Tech V8
Transmission Required	5-speed automatic
Hitch Frame-mounted receptacle for load equalizer-type hitch	
Wiring Harness with 7-into-4-pin connector feature	

POWER TRAIN

Engine	Standard High-Output 4.7L Power Tech V8
Horsepower , SAE net @ rpm	265 @ 5,200 ⁽¹⁾
Torque , net lb-ft @ rpm	325 @ 3,600 ⁽¹⁾
Displacement , cu in (cc)	287 (4,701)
Bore x Stroke , in (mm)	3.66 x 3.40 (93.0 x 86.5)
Compression Ratio	9.7:1
Fuel System	Sequential multipoint electronic fuel injection
Transmission	Five-speed automatic with alternate second gear ratio upshift and kickdown, overdrive and lockup torque converter; electronically controlled
Gear Ratios , :1	5-speed automatic
1st	3.00
2nd	1.67 (upshift)
2nd alternate	1.50 (kickdown)
3rd	1.00
4th	0.75
5th	0.67
Reverse	3.00
Axle Ratio, :1	3.73

⁽¹⁾When using premium unleaded fuel. This engine operates safely and satisfactorily using regular unleaded fuel.

FOUR-WHEEL-DRIVE SYSTEM

Quadra-Drive™ NV247 and Vari-Lok™ Axles On-demand; utilizes a gerotor coupling in the Quadra-Trac II™ transfer case and in the Vari-Lok front and rear progressive axles to send torque to the front driveshaft and/or from side-to-side within each axle when wheel slippage occurs; includes low range (2.72:1); single-lever transfer case mode operation

BODY/SUSPENSION/CHASSIS

Body Design – UniFrame construction
Front Suspension – Solid axle with four locating arms, coil springs, track and stabilizer bars, steering damper and high-pressure gas-charged shock absorbers
Rear Suspension – Solid axle with two trailing lower arms, triangular upper arm, coil springs, stabilizer bar, high-pressure gas-charged shock absorbers
Steering – Power-assisted, recirculating ball; 14.2:1 ratio
Turns – 2.94, lock-to-lock
Turning Diameter – 37.4 ft, curb-to-curb
Brake System – Front – Hydraulic, power-assisted low-drag ventilated disc brakes; 12.0-inch rotor diameter
 Rear – Hydraulic, power-assisted low-drag disc brakes; 12.0-inch rotor diameter
 Antilock brake system – Three-channel with four-wheel active speed sensors and electronic brake distribution (EBD)

@ Get more details on Grand Cherokee pricing and features at jeep.com — keyword: buildmy-grandcherokee



OVERLAND Standard Features and Options

Overland L Package Standard Features

Air Bags* – Next Generation multistage driver and front-passenger
 – Supplemental side-curtain for front and rear outboard occupants

Air Conditioning – Infrared Dual Zone Climate Control

Automatic Headlamps – Programmable headlamps-on-with-wipers and parade mode features

Battery – With Battery-Saver Feature

Brake-Park Interlock – Cannot shift out of Park unless brake pedal is applied

Brakes – Four-wheel disc antilock

Cargo Area – Cargo tie-down loops in floor and quarter trim
 – Cargo compartment cover, retractable
 – Covered storage bin, includes auxiliary power outlet

Console – Full-length center-floor includes dual front and rear cup holders, padded armrest, storage bin for CD/cassette, tissue box, pen and coin holders
 – Mini-overhead with customer-programmable safety/convenience features; trip computer, compass and outside temperature readings; two map/reading lamps

Door Locks – Child-protection rear
 – Power with illuminated controls and programmable feature

Engine – High-Output 4.7L Power Tech V8

Engine Immobilizer – Sentry Key®

Exhaust System – Stainless steel with bright tip

Floor Mats – Carpeted, front and rear (include sewn-in “Overland” logo)

Fuel Tank – Onboard Refueling Vapor Recovery System

Glass – Tinted, deep-tinted sunscreen on rear doors, quarter and liftgate windows

HomeLink® Universal Transceiver – Programmable radio frequency codes for up to three different remote-controlled systems

Instrument Cluster – Includes: speedometer, tachometer, total and trip odometers; fuel, oil pressure, engine coolant temperature and voltmeter gauges; electroluminescent lighting

Jeep® Memory System – Programmable features for two drivers include driver’s power seat positions, dual power exterior mirrors, 10 AM and 10 FM radio presets, and last-station settings; includes two unique color-keyed keyless entry key fobs

Liftgate – Rear with fixed intermittent wiper/washer, flipper glass and electric defroster

Lighting, Exterior – Quad-halogen aero-designed headlamps with time-delay feature
 – Center high-mounted stoplamp, rear liftgate-mounted
 – Fog lamps integral with front fascia

Interior – Cargo area lamp with overhead on/off switch, rear-passenger overhead reading/courtesy lamp with toggle feature, footlamps and glove box lamp
 – Front door courtesy lamps

Mirrors, Exterior – Dual power, foldaway, heated, memory, driver-side, automatic-dimming

Interior – Rearview, automatic-dimming day/night

Power Accessory Delay – Allows operation of power sunroof and windows for 45 seconds after ignition is turned off or until a door is opened

Power Outlets – 12-volt, battery-powered, instrument panel-mounted
 – Cargo area, auxiliary, 12-volt, powered by vehicle battery, located in covered auxiliary cargo storage bin

Remote Keyless Entry – Two color-coded key fob radio frequency transmitters with controls for power door locks, illuminated entry system, liftgate release and panic alarm

Rock Rails – Painted, help protect lower body sills against damage while off-road

Roof Rack Side Rails

Seats – Two-tone Royale Leather/Preferred Suede® trim, front buckets with height-adjustable head restraints, 10-way power-adjustable, with memory and driver’s easy-exit features, seatback map pockets, and rear 40/60 split-folding bench with height-adjustable, folding outboard head restraints
 – Heated driver and front-passenger with HI/LO setting

Shoulder Belts – Height-adjustable front and rear outboard lap/shoulder belts with turning loops and rear-seat center lap belt

Skid Plate Group – Fuel tank, transfer case and front suspension skid plates and tow hooks (chrome, two front/one rear)

Sound System – AM stereo/FM stereo radio with full-logic cassette and CD player, graphic equalizer, 10-disc remote CD changer, clock and Infinity Gold™ Sound System
 – Infinity Gold Sound System with six premium speakers and 180-watt six-channel power amplifier

Speed Control – Electronic with steering wheel-mounted controls

Steering Wheel – Leather- and real wood-trimmed with speed control switches, center horn pad, radio controls for volume, radio presets, seek and mode selection; height-adjustable steering column

Sunroof – Power with express-open, comfort-stop and sunshade features

Sun Visors – Dual illuminated visor vanity mirrors with color-keyed sunshade extensions

Suspension – Up Country Suspension Group with unique/ uprated front and rear springs, rear jounce bumpers/ spacers, rear stabilizer bar bushings, high-pressure gas-charged shock absorbers, increased ride height of about one inch. Also includes Skid Plate Group

Tires – P235/65R17 Goodyear Wrangler SR-A all-terrain OWL
 – Full-size matching spare

Transfer Case – Quadra-Drive™ progressive on-demand 4WD; includes Quadra-Trac II™ transfer case and Vari-Lok™ front and rear variable and progressive locking axles

Transmission – Five-speed rear-wheel-drive fully electronic automatic with shifter-mounted overdrive lockout switch

User-Ready Child Seat Top Tether Anchors – For use with compatible aftermarket child seats

Vehicle Security System – Monitors doors, ignition, hood and liftgate

Windows – Power with illuminated controls, driver’s lockout with one-touch-down feature

Wiper System – Rain-sensitive variable intermittent automatic front; intermittent rear

Wood Interior Trim – Real Redwood Burl interior and steering wheel trim

Overland L Package Options

Engine Block Heater – Aids cold weather starting

Pedals – Power-adjustable with memory feature

Tire Pressure Monitoring System – Monitors and displays in EVIC individual tire pressures for all four rotating tires and warns if pressure is high or low of a preset threshold

Trailer Towing – Trailer Tow Package, Class IV, includes power steering cooler, frame-mounted receiver hitch, 7-into-4-way plug adapter

Wheels – 17x7.5-inch Chrome (5 wheels)

* Certified to the Federal Regulations that allow less forceful front air bags. Always use seat belts. Children 12 and under should always be in a backseat correctly using an infant or child restraint system, or a seat belt that is right for their age and size.
 † Some AM stereo broadcasting may not be compatible with this radio.

TOWING RESTRICTIONS: Trailer frontal area limitation of 64 square feet; maximum trailer length 25 feet (Class III) or 30 feet (Class IV); trailer sway control and low-profile mirrors recommended.

This chart is meant to serve as a quick and easy reference guide on how to properly equip your Jeep Grand Cherokee for towing. For specific details, however, discuss your plans with your Jeep dealer, who will help you select the right equipment to meet your specifications.

CAUTION: Never overload your vehicle beyond these design capacities. DaimlerChrysler cannot be responsible for brake performance if the Jeep vehicle and hydraulic brake systems are in any way connected. A separate brake system for all trailers weighing over 1,000 pounds gross is recommended. (State laws should be checked for trailer brake requirements.) See Owner’s Manual for important information regarding proper operation of this vehicle.



DEDICATION TO DETAIL.

THAT'S A MOPAR DIFFERENCE.

Genuine Mopar Accessories are carefully developed by a DaimlerChrysler engineering team. Painsstaking attention is paid to quality at each step of the process, from design, engineering and safety standards, to materials, installation and testing. To top it off, Mopar Accessories are backed by a comprehensive warranty.* That's a Mopar Difference you'll recognize and appreciate for years down the road.



Navigation System† — Through the use of Global Positioning System satellite technology and an onboard computer, this system can help guide you through the streets of many major cities while you keep your eyes on the road with voice-command technology.



Premium Side Steps — Feature an aluminum substructure, skid-resistant step pads and molded TPO end caps.



Sirius Satellite Radio™ System — Provides national broadcasts of up to 50 digital-quality, commercial-free music channels.



Tubular Brush Guard‡ — Precisely fits Grand Cherokee's unique front end and features a rugged steel substructure that provides headlamp protection.



Premium Running Boards — Feature a roll-formed steel substructure covered with a TPO plastic step surface.



Roof-Mount Ski and Snowboard Carrier — Shown with available Cross Rails, it holds up to six pairs of skis or four snowboards, or a combination of both.

*When installed on a DaimlerChrysler Corporation vehicle that is within the Basic Limited Warranty period, Mopar Accessories are covered by either the 3-year/36,000-mile Basic Limited Warranty, or the 12-month/12,000-mile Mopar Basic Limited Warranty, whichever is more favorable to you. This warranty is backed by thousands of DaimlerChrysler Motors Corporation dealerships throughout the country. See your dealer for full details and a copy of the limited warranty. †While operating a vehicle with a Mopar Navigation System installed, the driver should follow safety rules of the road; disregard route suggestions if required by law or for safety; not stare at the unit but allow voice commands to direct the driver; and not attempt to program the unit. Failure to follow these precautions may cause an accident. See the Owner's Manual.

‡This product is designed solely to enhance the appearance of the vehicle. Since its safety characteristics are limited, it is not intended to prevent injury or damage in the event of an accident.



Liberty Limited Edition shown with Chrome Grille†, T-Hood Cover, Roof-Mount Bike Carriers, Molded Running Boards and Chrome Wheels. Wrangler Sport shown with Tubular Front Bumper, Tubular Light Bar, Off-Road Lights, Fog Lights and Aluminum Wheels. Grand Cherokee Limited shown with Molded Brush Guard† and Premium Running Boards.

† This product is designed solely to enhance the appearance of the vehicle. Since its safety characteristics are limited, it is not intended to prevent injury or damage in the event of an accident.

THE MARK OF SERIOUS

JEEP® ENTHUSIASTS.

There are Jeep owners, and there are Jeep enthusiasts. How do you spot the difference? Look for their official Jeep Provisions, of course. Each Provisions item is carefully chosen to reflect the active lifestyles and distinctive tastes of Jeep enthusiasts. From wearables to luggage, bicycles to boomboxes, we offer a wide variety of exclusive Jeep gear you'll be proud to give — and happy to receive. To request the latest copy of the *Jeep Provisions* catalog, call (800) 789-JEEP or visit jeep.com.



Jeep Collegiate Cap — 100 percent cotton keeps you feeling cool, while the JEEP logo keeps you looking cool. These great caps include an adjustable strap and sewn-on felt lettering.



Jeep TV Boombox — Commune with nature without feeling out of touch. Includes an adjustable three-inch LCD color television and AM/FM radio with CD player. The rugged case is shock- and water-resistant.



Jeep Extreme 31-inch Wheeled Duffel — Designed to suit your fast-paced lifestyle with in-line easy-glide skate wheels. This versatile duffel is made of sturdy ripstop polyester, has wheels on one end, a pull handle on the other and plenty of storage space in between. Several color choices are available.



Action 012 Jeep Sunglasses — These scratch- and impact-resistant glasses feature high-quality polycarbonate lenses with 100 percent UV protection, to help you enjoy the summer sun without a worry.



Rubicon Trail Tie — Inspire some off-roading daydreams with this exclusive 100 percent silk jacquard design.



Jeep Grand Cherokee Stroller — Little adventure-seekers will love this rugged Jeep all-terrain vehicle. Up top, there's a storage tray with locking lid and two cup holders for parents. Down low, there's a steering wheel activity center, one-hand folding snack tray with cup holder and a multiposition reclining padded seat with three-point T-strap. Two removable Grand Cherokee saddlebags and an extra-large basket with bottle holders help stow gear.



BASIC LIMITED WARRANTY

At DaimlerChrysler Corporation, our commitment to complete customer satisfaction is evident in every sport-utility vehicle we sell. Long after a vehicle is driven away from the showroom, we will be there to ensure that our customers remain pleased with every new-vehicle purchase. To prove this commitment, all Jeep® vehicles are covered by the 3/36 Basic Limited Warranty* which includes a 3-year/36,000-mile (whichever comes first) Limited Warranty† and Roadside Assistance‡ for 3 years or 36,000 miles. Roadside Assistance provides 24-hour, 7-day-a-week Emergency Road Service, contacted by a nationwide toll-free number. A 5-year or 100,000-mile Outer-Panel Rust-Through Limited Warranty covers the cost of all parts and labor needed to repair exterior sheet metal panels if perforated by corrosion. The 3/36 Basic Limited Warranty stays with the vehicle, transferring automatically to subsequent owners at no cost during the warranty period.

*See your dealer for additional details and a copy of this limited warranty.

†Covers the complete vehicle against defects in materials and workmanship. Excludes wiper blades, clutch disc, brake pads, linings, rotors and drums, normal maintenance items (these items are covered against defects for 12 months or 12,000 miles, whichever comes first) and tires (covered by their own manufacturer's warranty).

‡Roadside Assistance services are provided by Cross Country Motor Club, Inc. (In California, Cross Country Motor Club of California, Inc.)

FINANCING OPTIONS

You have choices when financing a vehicle. Chrysler Financial's Gold Key Advantage™ products have the flexibility to meet your vehicle needs and your lifestyle. Each product offers the option and convenience of automatic monthly billing that we call AUTO-PAY™ and excellent customer service to make your financing experience pleasant. Gold Key Lease™ payments are typically lower and for a shorter term than conventional financing. At lease end, you have options: 1) turn the vehicle in and lease a new one; 2) buy the vehicle and keep it; 3) buy the vehicle and sell it. If you like the idea of driving the vehicle you want and paying less for it, ask your

dealer about Gold Key Lease. Gold Key Plus™ is a great alternative to leasing for customers who want low payments and pride of vehicle ownership – Gold Key Plus offers both. Decide how long the vehicle will be driven and the trade-in value is guaranteed (less excess mileage and wear and tear). As with leasing, you have the option to simply turn in the vehicle at the end of the term or refinance the remaining balance and keep the vehicle. Gold Key Conventional Financing offers the pride of ownership and unlimited mileage. Once the vehicle is paid off, it's yours. Flexible payment plans and finance products are available for qualified buyers. Many of these plans can be customized to fit your particular budget and make your new vehicle(s) even more affordable. The College Graduate Program offers special incentives to qualified college graduates who purchase or lease a new vehicle. Ask your dealer for complete details on any of Chrysler Financial's wide variety of financing products or visit www.chryslerfinancial.com. Commercial Finance Options (CFO) include several finance and lease options for small and midsize businesses, municipalities and small-fleet operators.

Chrysler Financial programs are offered subject to availability and state and local laws. Gold Key Advantage, Gold Key Lease, Gold Key Plus and AUTO-PAY are trademarks of DaimlerChrysler Services.

DAIMLERCHRYSLER SERVICE CONTRACTS

Additional protection for owners is available through optional DaimlerChrysler Service Contracts. These service plans are available in a variety of time and mileage combinations to meet your driving needs. Ask your dealer for more information or call (800) 442-2666.

Jeep, Grand Cherokee, Liberty, Wrangler, the Jeep grille, Quadra-Drive, Vari-Lok, Quadra-Trac II, Quadra-Coil, Selec-Trac, Sentry Key, Command-Trac and Camp Jeep are trademarks of DaimlerChrysler.

HomeLink is a registered trademark owned by Johnson Controls, Inc.

Infinity Gold and Infinity are trademarks of Infinity Systems, Inc.

Sirius and Sirius Satellite Radio are trademarks of Sirius Satellite Radio Inc.

All product illustrations, specifications and competitive comparisons are based upon current information at the time of publication approval. Although descriptions are believed to be correct, complete accuracy cannot be guaranteed. DaimlerChrysler Corporation reserves the right to make changes at any time, without notice or obligation, in prices, specifications, equipment, colors and materials, and to change or discontinue models. Some of the equipment shown or described throughout this catalog is available at extra cost. See your dealer for the latest information.

FREE TO ROAM.



Four-wheel-drive freedom brings with it a great deal of responsibility. With sensible sport-utility vehicle use, the beauty of our global landscape can be preserved through the ages. As a Founding Member and Official Sponsor of Tread Lightly!, we urge all Jeep® vehicle owners to partner with us and follow Tread Lightly! guidelines for responsible off-highway use. Starting with: "Allow for future use of the outdoors; leave it better than you found it." To learn more, visit www.treadlightly.org or call (800) 966-9900.

treadlightly!®
OFFICIAL SPONSOR 

Jeep®

THERE'S ONLY ONE

For more information, visit us at jeep.com
or call (800) 925-JEEP.

Jeep is a registered trademark of DaimlerChrysler.